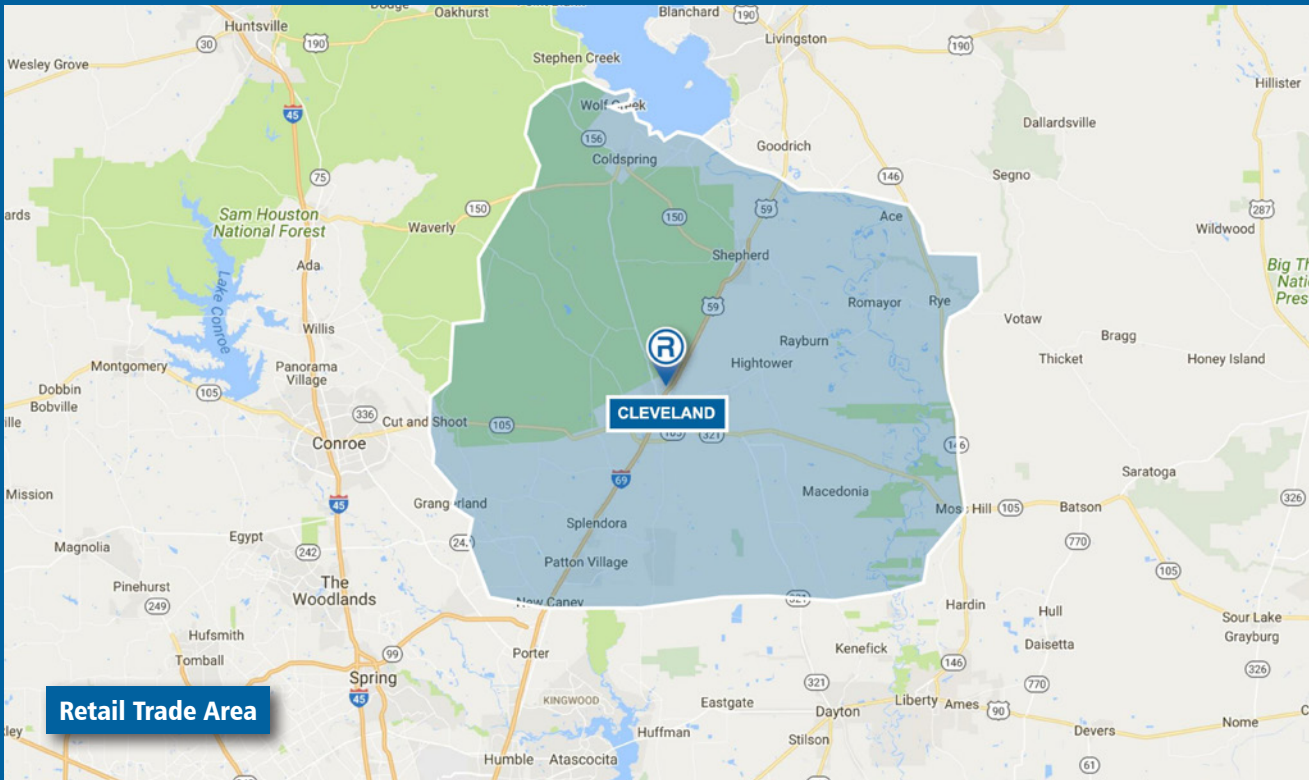


Retail Market Profile 2018



Contact Information

**Bobby Pennington, Assistant City Manager/
Finance Director**

City of Cleveland
907 E. Houston St.
Cleveland, Texas 77327

Phone 281.592.2667
bpennington@clevelandtexas.com
www.clevelandtexas.com

April 2018. All information furnished is from sources deemed reliable and is submitted subject to errors, omissions, change of terms and/or conditions. Prepared by The Retail Coach, LLC, a national retail consulting and market research firm. 800.851.0962.

Population

	2000	2010	2018 ESTIMATE	2023 PROJECTION
Retail Trade Area	80,237	92,584	105,152	113,200

Income

	2018 ESTIMATE
Average Household	\$65,660
Median Household	\$48,280
Per Capita	\$22,847

Educational Attainment

	2018 ESTIMATE
Graduate or Professional	2.0%
Bachelor's Degree	6.7%
Associate Degree	4.5%
Some College, No Degree	20.8%
High School Graduate	39.4%
Some High School, No Degree	15.9%
Less than 9th Grade	10.8%

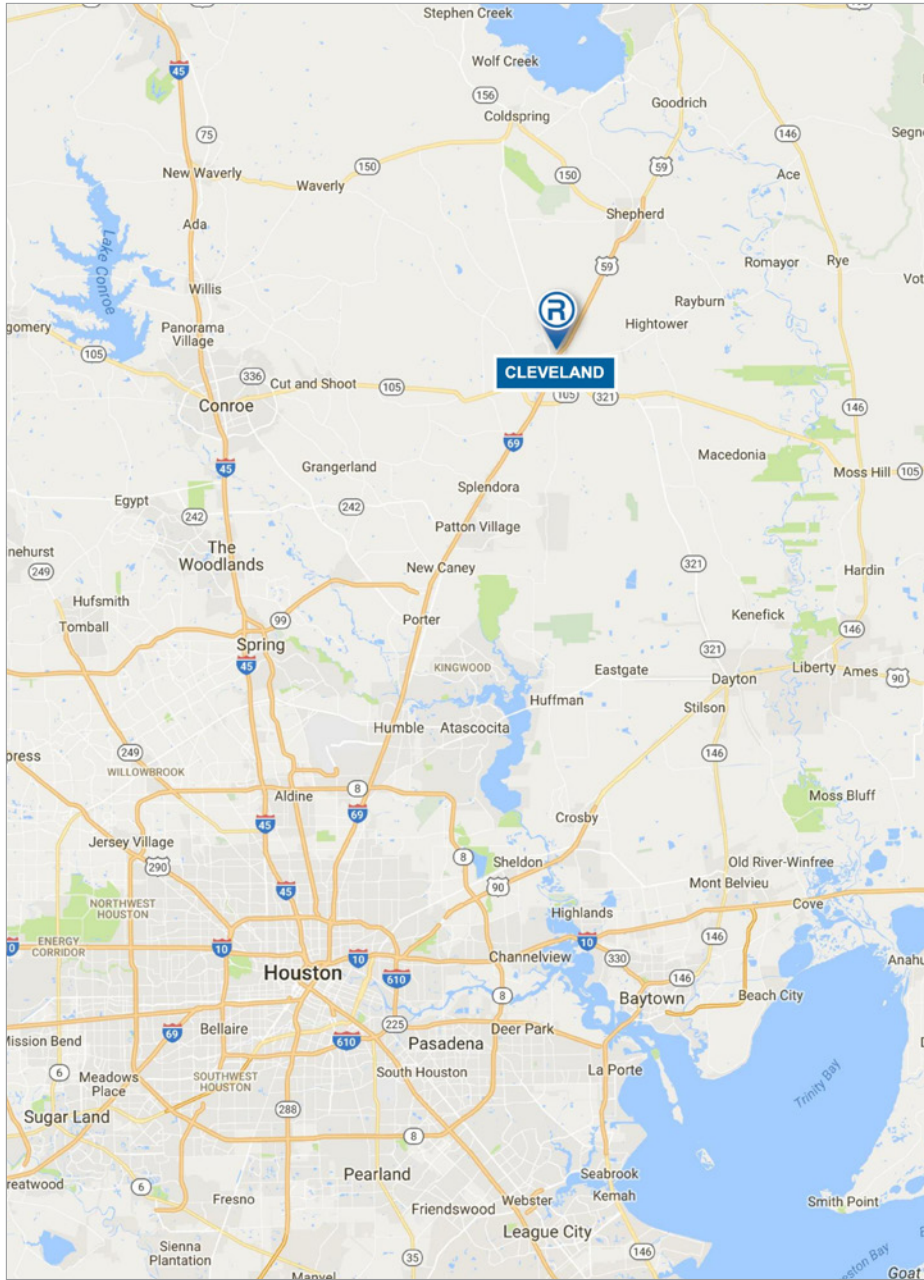
Race Distribution

	2018 ESTIMATE
White	80.68%
Black or African American	4.76%
American Indian/Alaskan	0.96%
Asian	0.66%
Native Hawaiian/Islander	0.04%
Other Race	10.59%
Two or More Races	2.31%
Hispanic or Latino (of any race)	25.68%

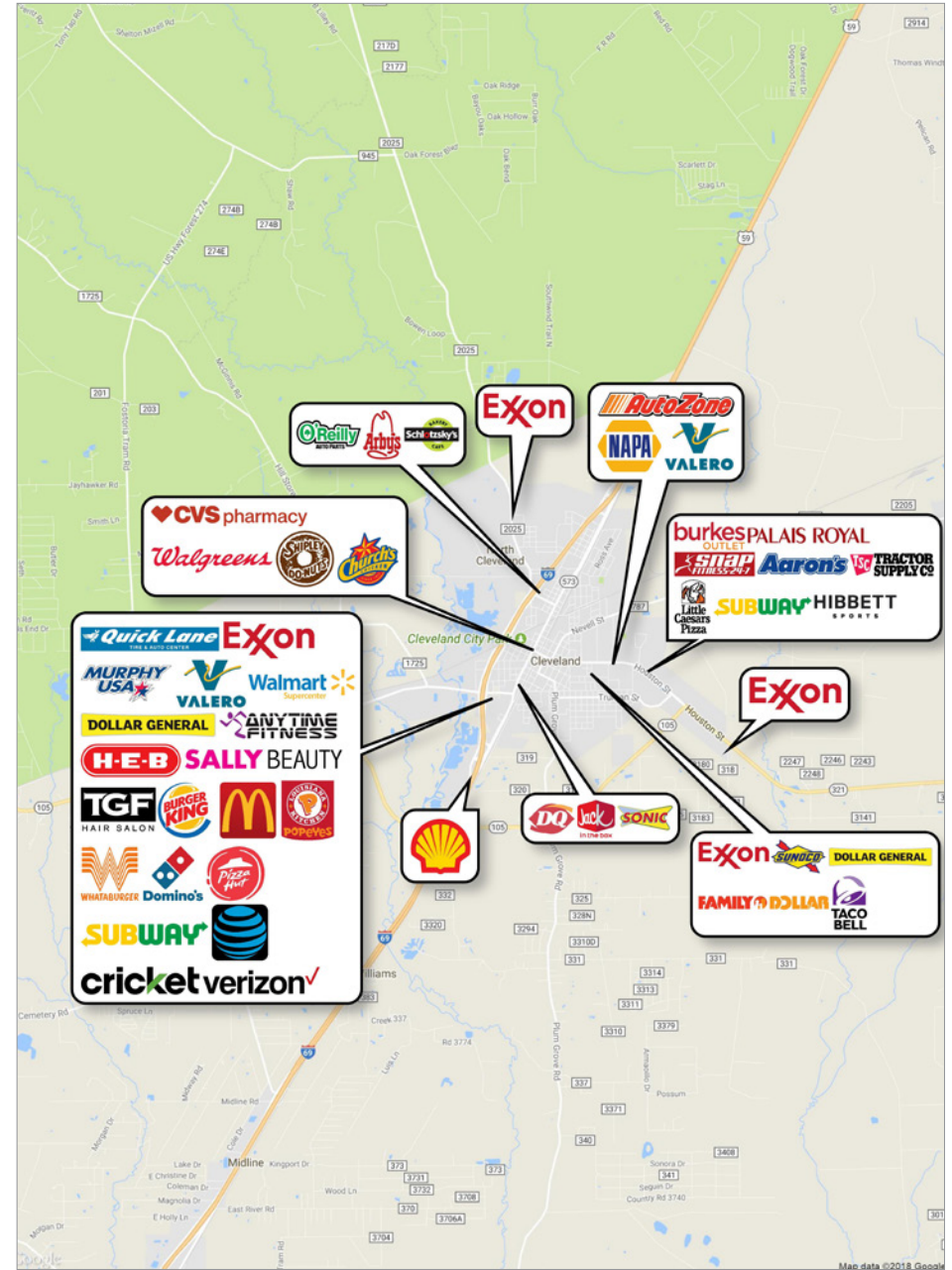
Age

GROUPS	2018 ESTIMATE
9 Years and Under	14.18%
10-17 Years	12.11%
18-24 Years	9.49%
25-34 Years	12.41%
35-44 Years	12.06%
45-54 Years	12.79%
55-64 Years	12.68%
65 Years and Over	14.29%
DISTRIBUTION	2018 ESTIMATE
Median Age	36.51
Average Age	37.57

LOCATION MAP



EXISTING RETAIL



Information provided is for illustrative purposes only and is deemed to be correct as of publish date of this document. Data sources used may include: ESRI, AGS, Nielsen, RegisPro, SitesUSA, TxDOT and/or Microsoft Corporation.